

Pinecrest Golf Course

2015 WOMEN'S LEAGUE RULES HANDBOOK



Pinecrest Golf Course Handbook Overview

Golf rules exist to help players remain true to the game, true to their opponents, and true to themselves. Members of the Pinecrest Women's Golf Association (PWGA) agree to compete in a spirit of congeniality and fair play. Pinecrest Golf Course adheres to the USGA rules and uses the USGA handicap system. The PWGA adheres to the USGA rules, supplemented by Pinecrest Golf Course Local Rules and the PWGA League Rules, both of which are included in this Handbook.

Please review this Handbook and refer to it as often as necessary. If you do not find an answer to a rules question, please contact a Rules committee member and we will get back to you with an answer.

NOTE: New rules are highlighted in Yellow. Penalties (in Red, Bold, and Italic) are for stroke play.

Definition of the Course, Rules and How to Proceed Correctly

1. Before starting your round you are advised to:

- a. Read the Local and the PWGA League Rules
- b. Put an identification mark on your ball;


Players are responsible for playing the proper ball. Each player should put an identification mark on her ball (Rule 6-5); many golfers play the same brand of ball and if you can't identify your ball, it is considered lost.

- c. Count your clubs; you are allowed a **maximum of 14 clubs.**



2 strokes penalty per hole, up to a maximum of 2 holes or 4 shots

2. Defining Bounds and Margins

a. *Out-of-bounds:*

- white stakes or fence lines 
- split-rail fence posts on hole # 8 and 9
- nearest edge of walking path on hole # 5
- nearest edge of cart path on hole# 1, only if you're playing hole 8

b. *Water hazards* – defined by yellow stakes or lines 

- c. *Lateral water hazards* – defined by red stakes or lines 
- d. *Environmentally Sensitive Areas (ESAs)* – defined by red stakes with a green top 

3. Playing the Ball

Play the ball as it lies. Don't improve your lie, the area of your intended stance or swing, or your line of play by:

- a) moving, bending or breaking anything fixed or growing, except in fairly taking your stance or making your swing, or
- b) pressing anything down

(2 strokes penalty)

4. Water Hazard Rules


If a ball is found in a water hazard or if it is known or virtually certain that a ball that has not been found is in the water hazard (whether the ball lies in water or not) the player may;

- a. Water Hazard (yellow stake) 

Option 1 – Play it from the hazard without grounding the club ***(no penalty)***

Option 2 – Replay your shot as nearly as possible at the spot where it was last played ***(1 stroke penalty)***

Option 3 – Draw a line from the hole to where the ball last crossed the margin of the hazard and drop anywhere behind that point keeping the point between you and the hole ***(1 stroke penalty)***

- b. Lateral Water Hazard (red stake) 

All of the above Options and

Option 4 – Drop a ball outside the water hazard within 2-club lengths from the point that the ball last crossed the margin of the hazard, no closer to the hole ***(1 stroke penalty)***

Option 5 – Drop a ball outside the water hazard to a point on the opposite margin of the water hazard equidistant from the hole ***(1 stroke penalty)***

(Refer to the PWGA League Rules for additional information on Hole #8)

5. Lost Ball or Out-of-Bounds

After looking for a maximum of **2 minutes**, you must go back to where the shot was originally played from and replay, ***incurring a stroke and distance penalty.***

Note: To save time, if your ball may be lost outside a water hazard or out of bounds, you should announce your intention and play a provisional ball before

you go forward to look for the original ball.

(Refer to the PWGA League Rules for additional information.)

6. Unplayable Lie

The player may deem her ball unplayable at any place on the course, except when the ball is in a water hazard. The player is the sole judge as to whether her ball is unplayable.

Option 1 – Play a ball as nearly as possible at the spot from which the original ball was last played **(1 stroke penalty)**

Option 2 - Drop a ball within two club-lengths of the spot where the ball originally laid, no closer to the hole **(1 stroke penalty)**

Option 3 – Drop a ball behind the point where the ball lay, keeping that point directly between the hole and the spot on which the ball is dropped, with no limit to how far behind that point the ball may be dropped **(1 stroke penalty)**

7. Grounding Your Club in a Hazard

Practice swings may be taken inside a hazard as long as you don't touch the ground, sand or water with your club. The top of the grass may be touched during a practice swing. **(2 strokes penalty)**

8. Hitting the Wrong Ball

Any player that hits the wrong ball is assessed **2 strokes penalty** and the **original ball must be replayed from its original position.**

9. Ball on a Cart Path

You are entitled to a free relief, but you **have the option** to play the ball as it lies

Step 1 – Determine the “nearest point of relief.” This is the point where the ball would lie affording the player both swing and stance from the cart path.

Step 2 – You are entitled to 1-club length relief from the point where the ball would lie once full relief is taken.

Step 3 – After dropping, the ball may roll up to 2-club lengths no closer to the hole.

Pinecrest Golf Course Local Rules

USGA Rules govern all play except as noted below:

Measuring Device—A device that measures **only** distance may be used.

Immovable Obstructions Close to the Putting Green—**Free relief** from intervention by immovable obstructions (sprinkler heads, irrigation boxes, etc.) on or within two club lengths of the putting green when the ball lies within two club lengths of the obstruction. The ball must be *lifted and dropped* at the nearest point to where the ball lay that: a) is not nearer the hole, b) avoids intervention, and c) is not in a hazard or on a putting green. The ball may be cleaned when lifted.

Ball Embedded Through the Green—A ball that is embedded in its own pitch mark through the green (“Through the green” is the whole area of the course except the teeing ground, the putting green of the hole being played and all hazards) may be *lifted, cleaned and dropped, no penalty*. **Exception:** You must play the ball as it lies in a hazard or bunker.

Flower Beds—For the protection of the golf course, play is prohibited from all flower beds. Drop your ball within one club length of the nearest point of relief, not nearer the hole (***no penalty***)

Safety Issue—When playing Hole 8, it is recommended not to cut the corner of the dog-leg for safety reasons. The nearest edge of the cart path on Hole 1 defines the out-of-bounds on the right side of Hole 8. **(Refer to the PWGA League Rules for additional information.)**

Preferred Lie—Also known as “Winter Rules”. It is put into place **only** during adverse weather conditions. **In fairways only**, golfers are allowed to *lift, clean and place* their ball without penalty, within 6 inches from the spot where it originally lay, not nearer the hole. This rule can **only be declared by the golf course management** prior to the first scheduled tee time on the day of the event. **(Refer to the PWGA League Rules for additional information.)**

Aeration Holes—A ball that comes to rest in or on an aeration hole **through the green** may be lifted, cleaned and dropped without penalty, as near as possible to the spot where it lay but not nearer the hole. **On the putting green**, a ball that comes to rest in or on an aeration hole may be placed at the nearest spot, not nearer the hole.

Stones in Bunkers—Stones in bunkers are deemed to be movable obstructions and may be removed. If the ball moves, it must be replaced, and there is **no penalty**, provided movement of the ball is directly attributable to the removal of a stone.

Protection of Young Trees—Young trees are identified with an **orange** ribbon around them. If such a tree interferes with the player's stance or the area of her intended swing, the ball must be *lifted and dropped with no penalty* within one club length of the nearest point of relief, not nearer the hole.

Environmentally Sensitive Areas (ESAs) —ESAs are defined by red stakes with green tops. If the ball is found in or if it is known or virtually certain that a lost ball, the player must proceed with the Rules of Water Hazards. **(1 stroke penalty)** If a ball comes to rest in an area so close to the ESA that the golfer would have to stand inside the ESA to properly hit the ball, the player may take a **free drop** no closer to the hole.

Pinecrest Golf Course PWGA League Rules

Preferred Lie — If Management has designated that the Winter Rules of “Lift, Clean and Place” applies that day, a golfer may improve a ball lie on the fairway only. Golfers are allowed to *lift, clean and place* their ball **with no penalty, within one club length** from the spot where it originally lay, not nearer the hole. Management posts course condition daily in the clubhouse. Players may also improve their lie if a ball lies on bare ground on the fairway where it is obvious that there should be grass on that area. The player may move the ball by lifting and placing it on the closest grassy area no closer to the hole.

Double Par — If a player has taken strokes equal to double par for the hole but is not yet on the green she should pick up her ball and place it on the green at the point closest to her approach shot. Proceed with putting. **(1 stroke penalty)**

Drop Rule — When a rule requires you to drop a ball, stand erect facing the hole, extend your arm even with your shoulders, and drop the ball no closer to the hole. A re-drop is required if any of the below conditions occur:

- The ball rolls and comes to rest in a hazard
- Comes to rest on a putting green
- Comes to rest out of bounds
- Comes to rest in a spot that your shot would still be obstructed by the path
- Comes to rest more than 2 club lengths from where it landed when dropped
- Comes to rest closer to the hole

If after the second drop, one of the above conditions occurs, place the ball with your hand on the spot the ball landed on the second drop.

Overhead Power Lines—If a ball strikes the power lines on Holes 4 or 5, the stroke **may** be canceled and replayed without penalty.

Out of Bounds Exemption Rule — A player may look for her ball for a maximum of **2 minutes**. If a player did not hit a provisional ball, where the ball might have been lost or out of bounds, and determines the ball is in fact out of bounds or lost, the player should **drop a ball within two club lengths** from the edge of the hazard or boundary at the

point along the inbound line of flight last seen, no closer to the hole. **(1 stroke penalty)**

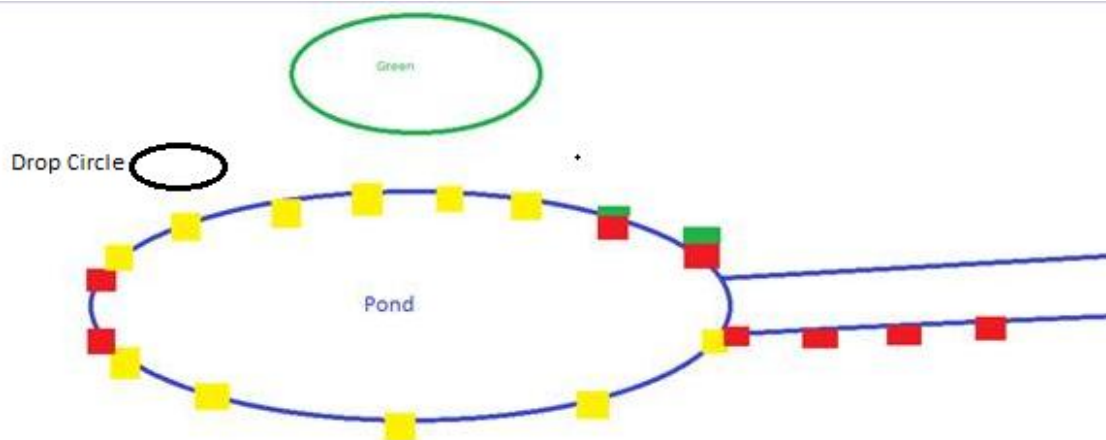
Relief from hillside on Hole #2 — If a ball goes in the water where the lateral water hazard is marked on the side of the hill towards the water, a player may drop a ball on the flatter area of the hill, no closer to vertical line from where the ball went in. **(1 stroke penalty)**

Boundary fence on left hand side of Hole # 7.

1. If your ball goes over the fence, it is out of bounds and the out of bounds rules applies.
2. If your ball is up against the fence and you cannot take a swing, then take a free drop no closer to the hole.

Safety Issue Rule - Hole # 8 — It is recommended that you try to go over the pond, rather than over the creek and the trees. When trying to cross the pond, if your ball goes in the water in an area **marked by red stakes**, take a **1 stroke penalty**. You may then have another attempt to cross the pond. If your ball goes in the water where the area is marked by yellow stakes, go to the **drop zone** on the other side of the pond and take a **1 stroke penalty**.

In this drawing of part of Hole #8 you can see the position of the yellow stakes for water hazards, the red stakes for lateral water hazards and the green/red stakes for environmentally sensitive area.



Other Rules Pointers

- When marking your ball on the green, place a ball marker, a coin, or other similar object immediately **behind** the ball before lifting it.
- If you are hitting from off the green and your ball hits a ball that is already on the green, your next shot is played from where your ball finished moving. The player whose ball was hit must place her ball back to its original place.
- In adding your strokes for the hole remember to include your “whiffs” and your penalty strokes.

Pinecrest Golf Course Doubt as to Procedure

If you're doubtful about your rights or about the correct procedure during play of a hole, you may play a second ball without penalty. Before taking any other action, you must declare your decision to use Rule 3-3 and the ball you prefer to score with, rules permitting. You may play either ball first. The Rules Committee will review and decide disputed rules issues. The decision of the Rules Committee is final.

Penalties

- Hitting the flagstick when putting, whether the flagstick is attended or on the ground. **(2 strokes penalty)**
- Hitting the “wrong” ball. **(2 strokes penalty)**
- Hitting another player's ball on the green, while putting **(2 strokes penalty)**, is a two-stroke penalty. To avoid this, request that the player mark his ball or ask permission to mark it. If **you** mark another player's ball, **you must** replace the ball where it was marked.
- Grounding the club in a bunker. **(2 strokes penalty)**
- Hitting your own equipment (cart, bag, clubs, etc.). **(1 stroke penalty)**

Breach of Rules

If a player consistently violates the rules, frequently discontinues play, or often fails to correctly post her score, the Executive Committee will take appropriate action beginning with a warning and, if necessary, ending with the player's termination from the League. Decisions to terminate may be appealed to the full Board.